

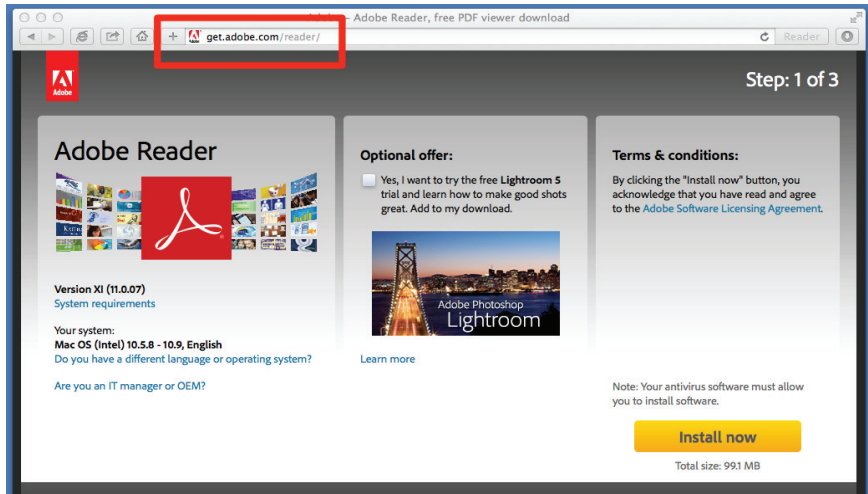
Using Acrobat Reader to Complete the AO78

Please follow these instructions if you experience problems completing the Federal Judicial Branch Application for Employment (Form AO78) with your Apple Mac.

Use the latest version of Adobe Acrobat Reader to complete the AO78 form. You can download the latest version of Reader at:

<http://get.adobe.com/reader/>

Follow the instructions to install Reader on your computer.



Restart Safari and return to the court's Employment / Job Announcements page:

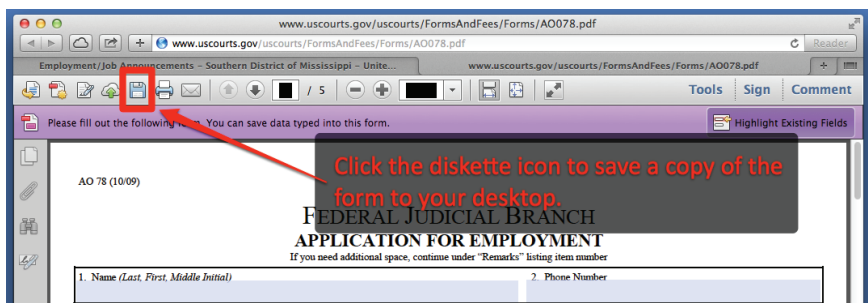
[Job Announcements](#)

Click the link to the Administrative Office form AO78.



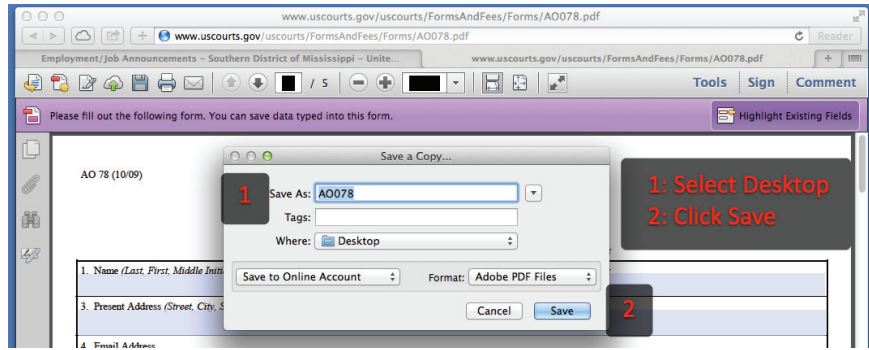
Because you installed Reader on your computer, its toolbar is shown when you open form AO78.

Click the diskette icon to save a copy of the form to your desktop.



When the Save a Copy... dialog box is shown:

- 1: Select Desktop in the Where list.
- 2: Click the Save button.



Close Safari after saving the form to your desktop.

Double click the AO78 form on your desktop to open the form in Acrobat Reader.



Use the Acrobat Save and Print tools instead of the Save As and Print buttons at the bottom of the form.

